

Internal Combustion Engine and Machinery



Tractor



Utility Vehicle



Mini-Excavator




Diesel Engine



Front-Mount Mower



Tractor

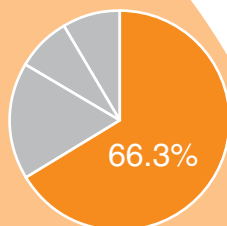


Combine Harvester



Rice Transplanter

Tractors
Utility Vehicles
Lawn Mowers
Combine Harvesters
Rice Transplanters
Engines
Mini-Excavators
Etc.



Revenues for the year ended March 31, 2007

Revenues by Sector (Billions of Yen)

'07	103.6	643.2
'06	80.6	593.5
'05	63.2	531.0
'04	50.8	460.2
'03	44.8	408.3

■ Farm Equipment and Engines
■ Construction Machinery

Revenues by Geographic Segment (Billions of Yen)

'07	258.3	488.5
'06	269.2	404.9
'05	258.8	335.4
'04	244.8	266.2
'03	227.4	225.7

■ Overseas
■ Japan

Pipes, Valves, and Industrial Castings




Ductile Iron Pipes



PVC-U Pipes and Fittings



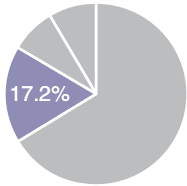
Valves



Ductile Tunnel Segments



Reformer Tubes



Revenues for the year ended March 31, 2007

Revenues by Sector
(Billions of Yen)

Year	Pipes and Valves	Industrial Castings
'07	38.9	155.3
'06	39.1	150.6
'05	34.0	136.6
'04	31.4	143.8
'03	31.7	145.6

Revenues by Geographic Segment
(Billions of Yen)

Year	Overseas	Japan
'07	163.4	30.8
'06	167.2	22.5
'05	155.5	15.2
'04	152.5	22.7
'03	159.0	18.2

Ductile Iron Pipes
Plastic Pipes
Spiral Welded Steel Pipes
Valves
Industrial Castings
Etc.

Environmental Engineering



Advanced Water Treatment Plant



Sewage Sludge Concentrator



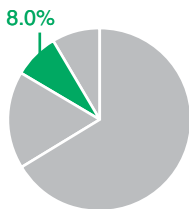
Pumps



Biogas System



Submerged Membrane System



Revenues for the year ended March 31, 2007

Revenues by Sector
(Billions of Yen)

Year	Environmental Engineering
'07	90.6
'06	109.9
'05	117.3
'04	115.7
'03	136.4

Revenues by Geographic Segment
(Billions of Yen)

Year	Overseas	Japan
'07	86.5	4.1
'06	104.9	5.0
'05	113.5	3.8
'04	112.3	3.3
'03	134.5	1.9

Sewage Treatment Plants
Water Treatment Plants
Waste Treatment Plants
Pumps
Membrane Solutions
Etc.

Other



Vending Machine



Load Cell



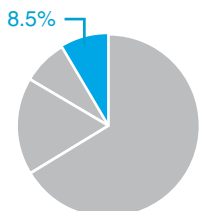
Scale



Home-Use Wastewater Treatment Tank



Air-Conditioning Equipment



Revenues for the year ended March 31, 2007

Revenues by Sector
(Billions of Yen)

Year	Building Materials & Housing	Other
'07	78.6	17.2
'06	78.6	13.5
'05	87.4	24.9
'04	85.6	51.8
'03	103.7	64.4

Revenues by Geographic Segment
(Billions of Yen)

Year	Overseas	Japan
'07	95.3	0.5
'06	90.8	1.2
'05	111.6	0.7
'04	135.1	2.3
'03	164.9	3.2

Vending Machines
Electronic Equipped Machinery
Air-Conditioning Equipment
Wastewater Treatment Tanks
Etc.