Economic Report

KUBOTA Group Profile (as of April 1, 2010)

Outline of KUBOTA Corporation

Corporate name:
KUBOTA CORPORATION
Head office address:
1-2-47 Shikitsu-higashi, Naniwa-ku, Osaka, Japan
Founded:
February 1890
Established:
December 1930
Capital:
¥84,070,280,304*

Total number of shares issued:
1,285,919,180*
Number of shareholders:
48,714*
Number of employees:
9,379 (full-time)*
Total number of employees in the KUBOTA Group:
24,778 (full-time)*

* as of March 31, 2010

KUBOTA Group's Performance Report for FY2010*

* FY2010 refers to the year ended March 31, 2010.

Sales of the KUBOTA Group during FY2010 declined from the previous year to 930.6 billion yen.
Domestic sales totaled 501.7 billion yen. In the Farm & Industrial Machinery segment, sales of tractors and farm machinery increased, but the segment as a whole posted a revenue decline, due to a decrease in the sales of engines and construction machinery. The Water & Environment System segment also showed a decline in revenue, due to a decrease in the sales of pipe-related products, such as ductile iron pipes and plastic pipes, and a fall in revenue from environment-related products.
Overseas sales declined from the previous fiscal year to 429 billion yen. In the Farm & Industrial Machinery segment, farm machinery and other products achieved solid sales, especially in the Asian market, while sales of tractors, engines, and construction machinery dropped in Europe and the U.S. Accordingly, the segment posted a sharp decline in revenue as a whole. On the other hand, the Water & Environment System segment achieved a drastic increase in revenue, backed by sharp growth in ductile iron pipes and pumps. The Social Infrastructure segment reported a drop in sales, especially in the industrial castings, and the Other segment, as well, showed a decline in revenue. The ratio of overseas sales to total sales declined from the previous year to 46.1%.
Operating income decreased from the previous year to 69.7 billion yen. Though a decrease in foreign exchanges losses and valuation loss on other investments led to the improvement of other revenue (expenses), net income attributable to Kubota Corporation dropped from the previous year to 42.3 billion yen.

Revenues trends (by reporting segment)

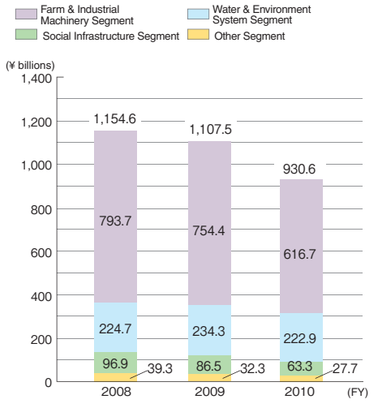

Domestic and overseas revenues trends

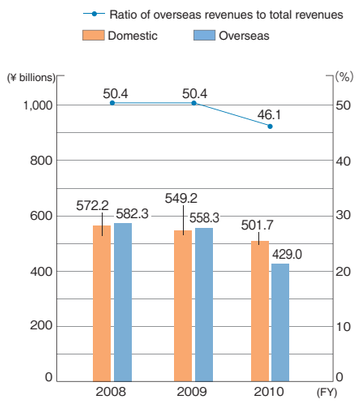

Operating income and net income trends

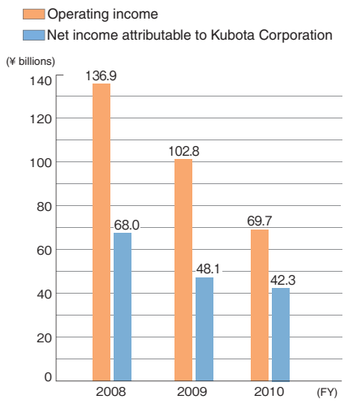

KUBOTA Group domestic plants, offices and main affiliates

● Domestic plants and offices ● Main domestic affiliates

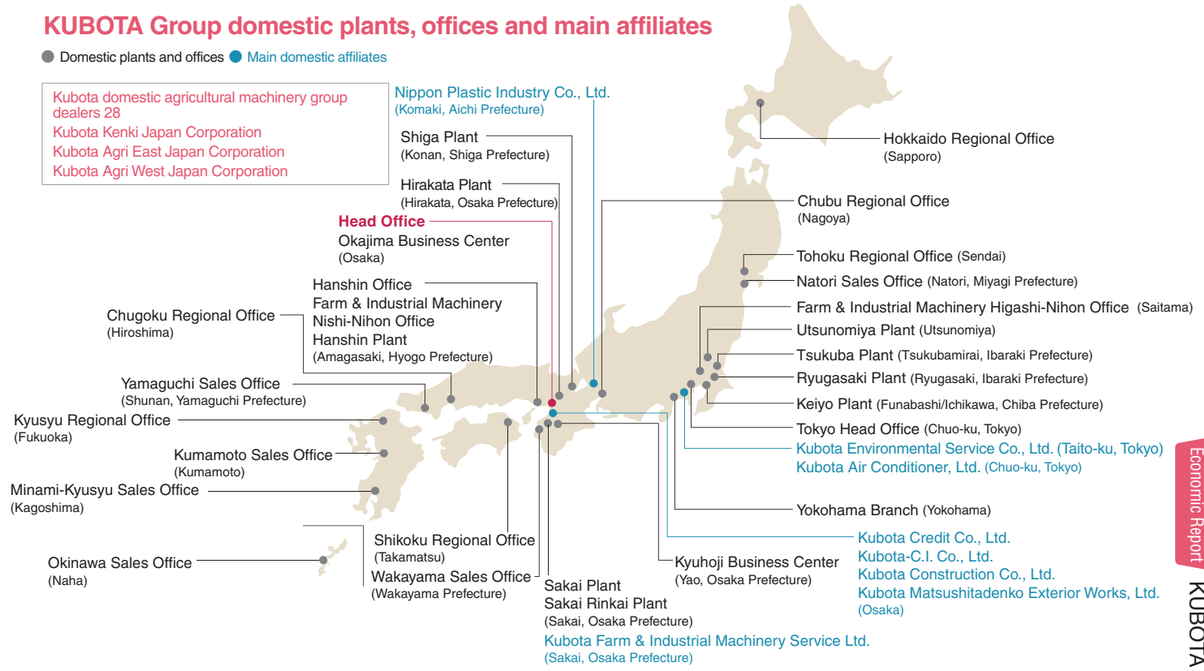

KUBOTA Group overseas plants, offices and main affiliates
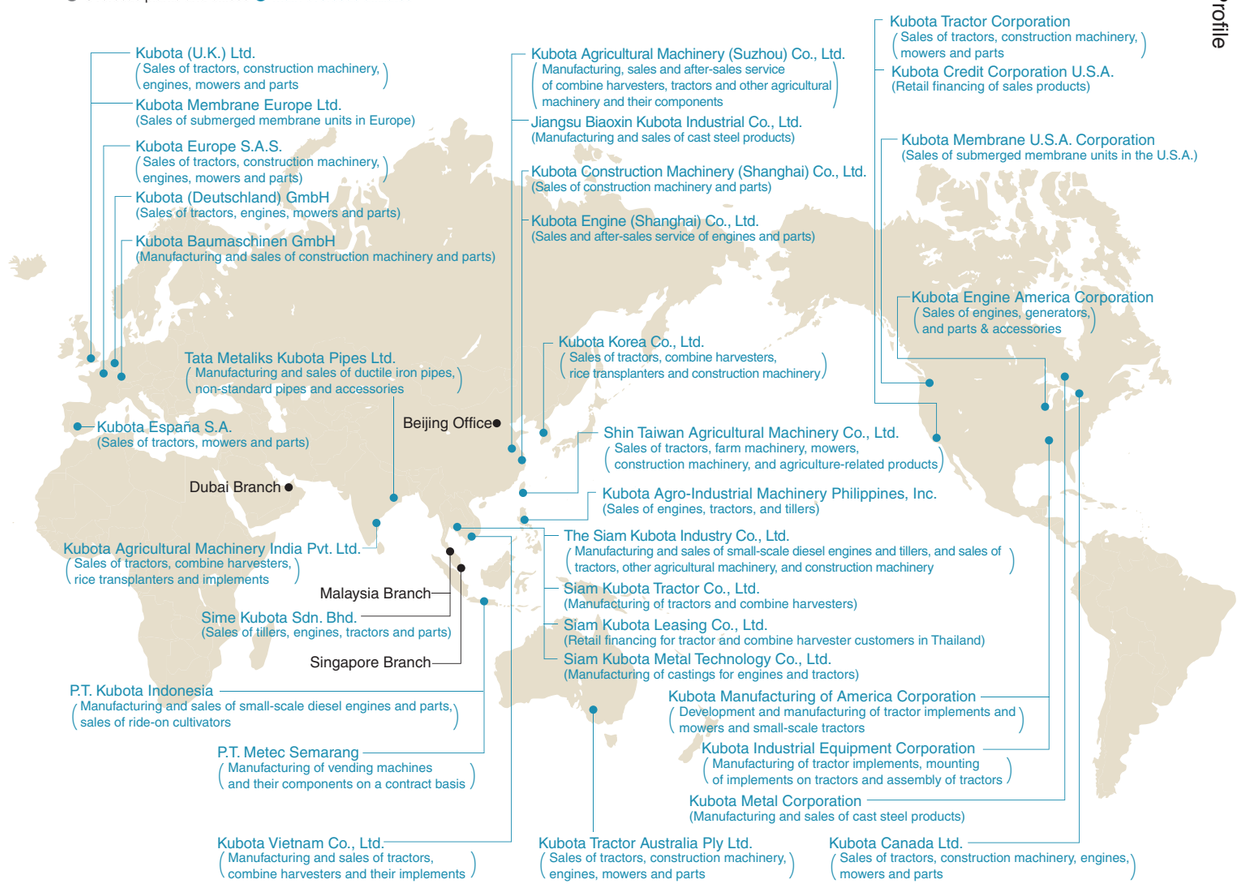
● Overseas plants and offices ● Main overseas affiliates